

TORO®

RESIDENTIAL

EQUIPMENT RANGE

RIDE-ON MOWERS





S I N C E 1 9 1 4

COUNT ON IT.

Looking forward is in our blood. We've been doing it for over a hundred years. That's how we've built unbreakable trust with you, the people and partners who share our ambition. From sun-up to sundown and any task, any season, Toro equips you to get every outdoor job done, day in and day out. We lead. Everyone else follows.

We are always pushing to be the First and the Next. The collective will and skill of past, present, and future Toro innovators — along with our customers' commitment to caring for the land — is what flows through that unmistakable, trailblazing Toro Red Bloodline.

Our brand is accelerating change in the industry. Alternative power sources, smart products that improve people's lives, even software platforms that help manage outdoor businesses better. We're doing it all.

We will always be there for our customers to help them to enrich the beauty, productivity and sustainability of the land with our leadership, innovation and superior customer care. Count on It.

toro.com.au

1914.

The Toro Motor Company is founded on July 10, 1914 to build engines for the #1 brand of farm tractors in the United States – The Bull Tractor Company. The name “Toro” is chosen because of the company’s association with Bull.

1930’S.

In 1938 Toro introduces the 18” Homelawn power mower, designed specifically for homeowners. With the launch, Toro anticipated a day when every American homeowner would buy a power mower.

1940’S.

Toro acquires Whirlwind of Milwaukee in 1948 and with it brought a safer, enclosed rotary mower deck design for Toro. By 1950, 15,000 Toro Whirlwind mowers were sold in the US.

1950’S.

A busy decade for Toro with the launch of the first plug-in electric start residential cylinder and rotary mowers and the forward-thinking “Power Handle” that was compatible with a whole family of lawn machines and tools.

1960’S.

Toro created its first key electric-starting consumer lawn mower, marketed as the “Key-Lectric Start”. This, along with plans to grow its snow thrower range and home sprinkler systems to match increased demand from the Baby Boomer generation.

1970’S.

Snow throwers were the focus with the introduction of Toro’s first two-stage snow thrower with patented drum auger design and a new single-stage Snow Master snow thrower that replaced Toro’s first lightweight model, the Snow Pup.

1990’S.

During a difficult recession, Toro introduced the Recycler® mower, a revolutionary mulching mower which would become the standard for Toro’s homeowner line up and is still an important selling point for Toro today.

2000’S.

With the turn of the millenium, Toro continued to grow and expand its homeowner range with new hand tools and mowers.

2010’S.

Toro expanded into new markets, prioritised sustainability, and launched innovative products like battery-powered tools. The company celebrated its 100th anniversary, received multiple awards, and strengthened its global presence while maintaining leadership in lawn care and irrigation systems.

2020’S.

After launching our Flex-Force Power System® range of battery mowers and hand tools in 2020, we continue to invest in and expand the range. In 2024, we introduced a new battery mower and a Zero Turn Ride-On.

PIONEERING EXCELLENCE IN LAWN CARE FOR OVER A CENTURY

At Toro, we take great pride in helping our customers enrich the beauty, productivity, and sustainability of their garden. Through a strong network of professional distributors, dealers and retailers in more than 90 countries, we proudly offer a wide range of products across a family of global brands to help golf courses, sports stadiums, professional contractors, agricultural growers, rental companies, government and educational institutions, and homeowners – in addition to many leading sports venues and historic sites around the world.

Since 1914, our mission has been to deliver superior innovation, helping communities around the world care for their outdoor environments and help our customers solve their most important challenges in a sustainable way and extends to improving the rapidly changing world we live in.

OUR STORY

INNOVATION

We want to help the world do more with less—as innovatively as possible. Our commitment to extraordinary quality and our focus on problem-solving have allowed us to tackle our customers’ toughest challenges. We are dedicated to providing the most innovative products with the highest possible performance and efficiency. We utilise robust product design, test and manufacturing processes that help ensure our products serve the purpose for which they are intended in a reliable and safe manner.

PROBLEM SOLVING.

For us, innovation isn’t just about big ideas; it’s about creating useful solutions that deliver real value. We’re committed to making our customers’ lives better and their jobs easier by helping them increase productivity and efficiency.

CUSTOMER-CENTRIC.

We’re continually evolving with and for our customers. That starts with listening to them and understanding their business. From sharing their challenges and unmet needs to testing prototypes in the field, our customers are true partners in the process. As a result, our innovations are based on thorough market knowledge and research that most new entrants into the field don’t have.

HOLISTIC APPROACH.

When customers choose between our many global brands, they get more than individual products. They have access to a complete suite of solutions that work together. From powerful Lithium-Ion battery products that share interchangeable batteries to business software that helps them work more efficiently, customers can count on us for an ecosystem with technology at the core.

▶▶ SETTING THE STANDARD FOR WHAT’S NEXT.

Driven by these principles, a dual transformation is underway at The Toro Company as we enhance the products our customers depend on now and create the solutions they need for the future.

This transformation includes a strategic focus on three key areas: alternative power, autonomous solutions and smart-connected products.



SUSTAINABILITY

CUSTOMER-CENTRIC INNOVATION.

Our goal is to solve problems, not just produce products. Understanding how and why customers continue to use our products drives our approach to product design, durability, longevity, safety and environmental stewardship. During customer engagements, we seek improvement opportunities, we then find ways to incorporate feedback into design upgrades on current models and to drive new standards for the next generation of products.



WATER STEWARDSHIP.

We provide innovative, industry-leading solutions that promote water stewardship in turf and landscape settings. With growing global concerns, including water scarcity and pollution, we recognise our opportunity to create positive change and reduce impacts through our products. In support of our customers who work with and on the land, we aim to provide the most innovative and efficient products possible, focused on enhancing conservation and overall water stewardship.



ENERGY EFFICIENCY AND ENGINE EMISSION REDUCTIONS.

Within our industries, we anticipate that trends such as electrification, energy optimisation and autonomous and smart-connected products will continue to expand. Recognising this long-term shift, we are advancing our energy-focused leadership by applying research and development to product innovations that address both individual customer needs and also wider global requirements.



WASTE REDUCTION.

In addition to promoting water stewardship and energy efficiency, we are committed to designing products that help our customers reduce waste. We also partner with our suppliers to develop solutions that maximise efficiency and eliminate unnecessary landfill waste.



PRODUCT SAFETY.

At The Toro Company, product safety is a top priority. We are proud of our history of leadership in product safety and product labeling that includes leading the creation of various voluntary safety standards.



WORK SMARTER, NOT HARDER

UNLEASH THE FUTURE OF MOWING WITH TORO'S **BLUE SMART FEATURES**

In the fast-paced world we live in, efficiency is key – and that's precisely what Toro's **BLUE SMART FEATURES** bring to your lawn care routine. We understand that your time is valuable, and we're proud to introduce a revolutionary line of smart technologies that transform the way you mow. With a focus on ease-of-use, versatility, and comfort, Toro empowers you to achieve a pristine lawn effortlessly.

Work smarter, not harder, with Toro's Blue Smart Features. Elevate your mowing experience with a perfect fusion of cutting-edge technology, ease-of-use, adaptability, and comfort. Step into the future of lawn care and discover the art of effortless mowing.

Explore Toro's **BLUE SMART FEATURES** today and watch your lawn thrive as you conquer it with intelligence and style. Your lawn, your rules – Toro makes it happen.



» **POWER TO GET THE JOB DONE**

Our 6 port battery powerhead comes with 4 x 10 Ah batteries. Adding the optional fifth and sixth battery will boost runtime and allow you to mow up to 7,500 m² all on a single charge.



eTIMECUTTER™



» **SMART SPEED® TECHNOLOGY**

Gain full speed control without compromising blade tip speed with Toro's Smart Speed®. Trim for precision, Tow for attachments, and Mow for open areas.



TIMECUTTER®
MR5075



» **MYRIDE® SUSPENSION**

Save yourself from a rough terrain-driven beating with our patented MyRide® Suspension System. Sitting isolated from the mower frame, it'll save your back and accelerate your mow.



TITAN®
MR5400

RIDE-ON MOWERS

Toro riding mowers are built to last longer and perform better than any others you can find, but for many people, it's hard to narrow down your choices to find what's right for your lawn. We believe that all Toro riding mowers give you the most comfortable, and durable mowing experience with high performance for a great mowing result.

THE BENEFITS OF A **ZERO-TURN MOWER**



MANOEUVRABLE

Ideal for lawns with many obstacles including garden features, trees and landscaping. The lever style steering saves you up to 50% mow time[^] allowing you to enjoy what matters most.



TIME SAVING

Owners of our zero-turn radius mowers report an average time saving of 50%[^] over their previous mower. You'll not only have more time to enjoy, you'll extend the working life of your mower.



COMFORTABLE

From our hand crafted seats to the MyRide[®] suspension system, you'll enjoy a more comfortable ride, keeping you productive and feeling fresh.

HOW TO DRIVE A **ZERO TURN MOWER**

Millions of homeowners have discovered the ease-of-use and time saving advantages of zero turn mowers. They are as easy and intuitive to drive as a shopping trolley. Simply push or pull the lever as shown to steer where you want to go.



REVERSE



TURN RIGHT



STOP




TURN LEFT



FORWARD

[^] Time savings based on survey of consumers who purchased TimeCutters from 1/1/18-9/30/19. Time savings will vary.



Mow around obstacles in one easy movement

FLEX-FORCE

POWER SYSTEM[®]

It's all in the name.

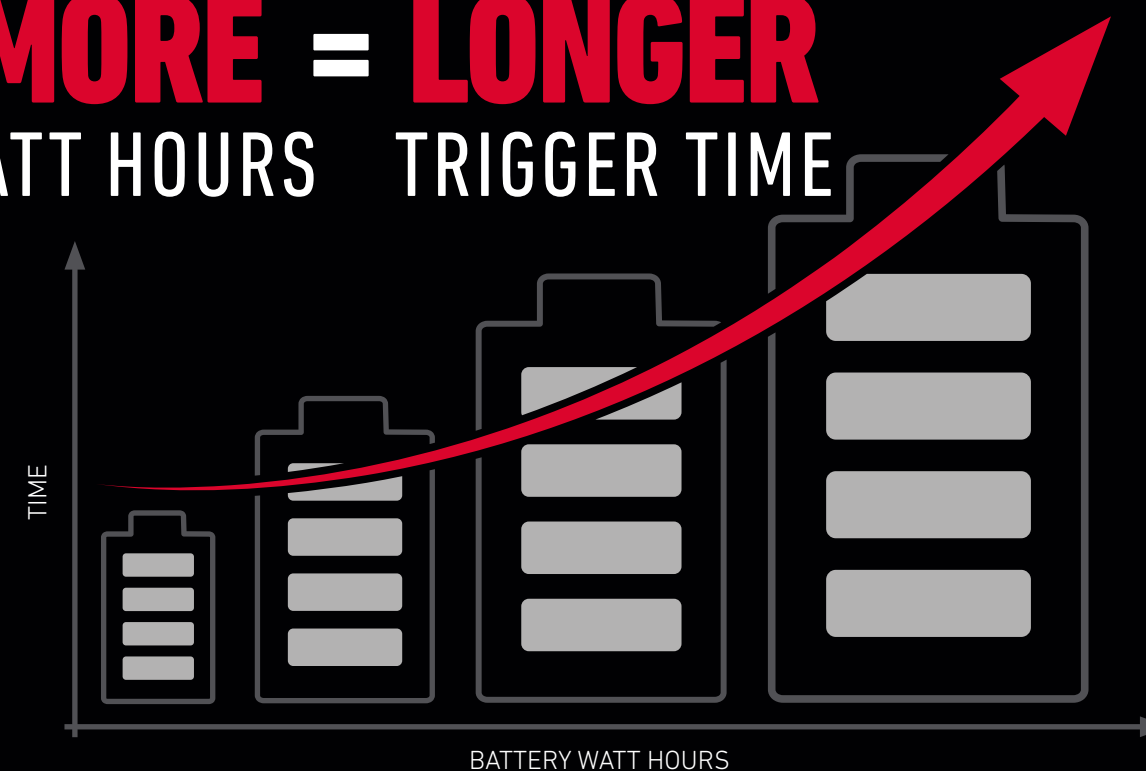
The Flex-Force Power System is fully swappable across all of Toro's power tools, giving you the flexible power you need to get all your jobs done with one power source. No hassle, no compromise. It's also future-proofed, so as our range expands you can just pop in the battery and get to work.

- 🔍 Push your tools harder for longer with class-leading power output
- 🔍 Work in all weather and seasons with temperature resistant casing
- 🔍 Only charges when it's at the right temperature



CHOOSING THE RIGHT BATTERY, FOR THE JOB

MORE = LONGER
WATT HOURS TRIGGER TIME



IT'S ALL ABOUT THE WATT HOURS

Watt hours show how much power is stored in a battery, a bit like knowing how much fuel is in the tank. The higher the watt hours, the more power stored meaning longer trigger time.



**KNOW YOUR
TRIGGER
TIME**



**KNOW YOUR
GARDEN
SIZE**

KNOW YOUR TRIGGER TIME, NOT THE OVERALL TIME IT TAKES TO FINISH THE TASK

We recommend an area to cut as well as how long the battery lasts, however the important consideration is Trigger Time, the amount of time the mower is in use.

Stopping to empty the grass bag or move obstacles will affect the time it takes to mow the lawn but will have no affect on the trigger time.

THINK ABOUT THE AREA YOU WANT TO CUT, CLEAN OR TRIM

Follow our recommended garden size, number of cuts, or runtime for each mower or hand tool, however, the conditions will have a big effect on how much you can cut, trim, or blow. The more inclines, thicker grass or logs, wet material or heavier vegetation, the more power is consumed.



107CM BATTERY eTIMECUTTER™

UNLEASH THE FUTURE OF LAWN CARE

Powered by four 10Ah 60V MAX* batteries, enjoy a quiet and engine exhaust emission free mow with the Toro eTimeCutter. Toro's MyRide® technology ensures a smooth ride, while cutting mowing time by up to 50%†. Elevate your lawn game with innovation and efficiency – experience the eTimeCutter today.

† Time savings based on survey of consumers who purchased TimeCutters from 1/1/18-9/30/19. Time savings will vary.



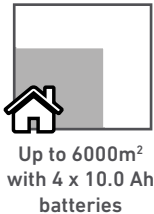
NO MORE ROCKY RIDES
Save your body from the toughest terrain and avoid slow mowing speeds with the MyRIDE® suspension system. MyRIDE® keeps you perched above the action, and any blows from your lawn are absorbed by the mower, not you.



6 BATTERY PORTS WITH 1 MISSION: MORE RUNTIME.
Our 6 port battery powerhead comes with 4 x 10Ah batteries. Adding the optional fifth and sixth battery will boost runtime and allow you to mow up to 7,500m² all on a single charge.



ADJUST ON THE GO
Easily adjust the cutting height without having to stop with an easy to use lever or an optional Foot Lift Assist.



Up to 6000m² with 4 x 10.0 Ah batteries



eTIMECUTTER™ eMR4275 75642			
KEY FEATURES	MyRIDE® Suspension System, High Back Comfort Seat, Fabricated Deck, LED Headlights		
DRIVE SYSTEM	Rear Wheel Drive		
CUTTING WIDTH	107 cm		
MOTOR	2 Independent Brushless 60V		
TORO 60V BATTERY & CHARGER	4x 10.0Ah Battery Included (L540: 60V, 10.0 Ah, 540 Wh) 6-Pod Charger Included		
MAXIMUM COVERAGE* WITH ONE CHARGE	Battery	Watt Hours	Max Coverage*
	4x 10.0 Ah	2160 (4x 540)	Up to 7,500 m²
	6x 10.0 Ah	3240 (6x 540)	Up to 12,140 m²
STARTER	Key Start		
DECK TYPE	Fabricated: 2 Blade Recycler, Side Discharge		
WARRANTY**	3-Year Coverage		

* Battery manufacturer rating = 60V maximum & 54V typical usage. Actual voltage varies with load
+ Based on low speed in controlled laboratory testing of product. Run time varies with load.
** For full warranty terms and conditions, please refer to the operator's manual on www.toro.com or contact your local Toro dealer.

PETROL UNLEASH POWER

Experience the unmatched power, durability, and reliability of Toro petrol lawn mowers, expertly engineered to elevate your lawn care routine. These high-performance machines are built with powerful petrol engines that ensure consistent, efficient operation across a variety of mowing conditions. Designed to handle tough grass, uneven ground, and challenging terrains with ease, Toro ride-on mowers offer a smooth and comfortable mowing experience while delivering a clean, professional-looking cut. Ideal for homeowners with larger properties, they combine strength, precision, and convenience to help you maintain a pristine lawn with less effort.

Discover the perfect mower to transform your lawn into a lush, manicured masterpiece.

OUR LINE-UP



Timecutter®

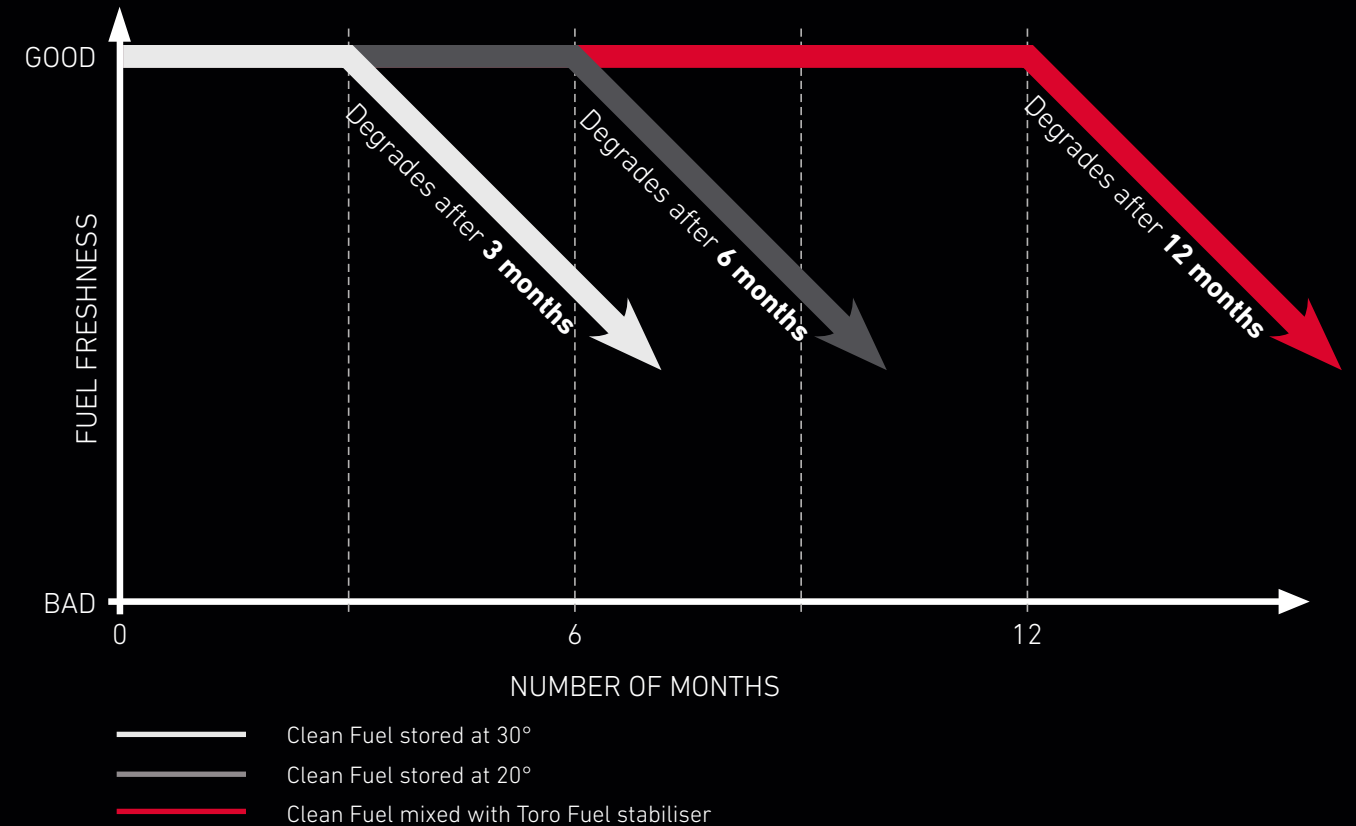


Titan®



MAKING YOUR FUEL LAST

On average regular fuel only stays fresh for 6 months when stored at 20° in a clean air-tight container, or only 3 when stored at 30°. The more it's exposed to heat, the more quickly it will go off. By adding Toro's Fuel stabiliser, you can extend the life of your fuel by up to 6 months, making it good to use for up to 12 months of the year.



LONGER = INCREASED
FUEL IS STORED FUEL DEGRADATION

86CM – 137CM PETROL TIMECUTTER® ZERO-TURN MOWERS

LESS TIME MOWING,
MORE TIME LIVING

Don't let overgrown grass slow your summer plans. Toro's TimeCutter riding mower allows you to create both a beautiful lawn and saves you up to 50% more time[^] than ever to enjoy what matters most to you.



[^] Time savings based on survey of consumers who purchased TimeCutters from 1/1/18-9/30/19. Time savings will vary.



NO MORE ROCKY RIDES

Save your body from the toughest terrain and avoid slow mowing speeds with the MyRIDE® suspension system. MyRIDE® keeps you perched above the action, and any blows from your lawn are absorbed by the mower, not you.

^{*}Available on selected models.



PICK YOUR PACE

Take charge with Toro's Smart Speed® Technology. Select Trim for precision, Tow for attachments, or Mow for large areas. Adjust your speed while maintaining blade performance for a flawless cut every time.



ADJUST ON THE GO

Easily adjust the cutting height without having to stop with an easy to use lever or an optional Foot Lift Assist.

NEW!

	TIMECUTTER® MX 3400 75730TA	TIMECUTTER® SS 4225 75752TA	TIMECUTTER® MX 4225 75766TA	TIMECUTTER® MR 4275 MYRIDE® 75758TA	TIMECUTTER® MX 5000 75750TA	TIMECUTTER® MR 5075 MYRIDE® 75761TA	TIMECUTTER® MX5400 77520TA
TRANSMISSION SYSTEM	Dual Hydrostatic	Dual Hydrostatic	Dual Hydrostatic	Dual Hydrostatic	Dual Hydrostatic	Dual Hydrostatic	Dual Hydrostatic
DECK SIZE	86 cm / 34"	107 cm / 42"	107 cm / 42"	107 cm / 42"	127 cm/ 50"	127 cm / 50"	137 cm / 54"
GROUND SPEED	11.3 km/h	11.3 km/h	11.3 km/h	11.3 km/h	11.2 km/h	11.3 km/h	11.2 km/h
HEIGHT OF CUT	3.8 – 11.4 cm	3.8 – 11.4 cm	3.8 – 11.4 cm	3.8 – 11.4 cm	3.8 – 11.4 cm	3.8 – 11.4 cm	3.8 - 12.7 cm
ENGINE	18 hp Kawasaki® FR600V V-Twin 603cc	22 hp Kohler® V-Twin 725cc	23 hp Kawasaki® V-Twin 726 cc	22 hp Kohler® V-Twin 725cc	23 hp Kawasaki® V-Twin 726 cc	24 hp Kohler® V-Twin 725cc	23 hp Kawasaki® FR691V 726cc
DECK TYPE	10-ga. Fab. IronForged®	Stamped	10-ga. Fab. IronForged®	10-ga. Fab. IronForged®	10-ga. Fab. IronForged®	10-ga. Fab. IronForged®	10-ga. Fab. IronForged®
SEAT BACK HEIGHT	40.6 cm	40.6 cm	40.6 cm	46 cm	46 cm	46 cm	48 cm Gaming Style
WARRANTY**	3-Year Coverage	3-Year Coverage	3-Year Coverage	3-Year Coverage	3-Year Coverage	3-Year Coverage	3-Year Coverage

¹While stocks last

^{**}For full warranty terms and conditions, please refer to the operator's manual on www.toro.com



122CM, 137CM & 152CM PETROL TITAN® ZERO-TURN MOWERS

DEVOUR THE ACREAGE

Experience unwavering strength, unmatched precision, and extraordinary power with the Toro Titan® range. Engineered to tackle large areas with ease, these robust mowers deliver exceptional performance, keeping your property in peak condition. Whether you're maintaining a big garden or expansive landscapes, the Toro Titan® ensures every detail is perfected effortlessly.



HIGHER SEAT POSITION
A higher seat position on the Titan offers enhanced operator visibility, allowing for better navigation around obstacles, precise trimming, and improved safety by providing a clear view of the mowing path.



NO MORE ROCKY RIDES
Save your body from the toughest terrain and avoid slow mowing speeds with the MyRIDE® suspension system*. MyRIDE® keeps you perched above the action, and any blows from your lawn are absorbed by the mower, not you.



IRONFORGED® CUTTING
Equipped with an IronForged® cutter deck, the benefits of enhanced durability and precise cutting shine through. Its robust construction ensures a clean, even cut, boosting performance and longevity.



COMFORT GAME ON
If you haven't sat in one of these, you haven't felt how luxurious riding mower seats can be. The gaming-style seat gives you big time support exactly where you need it.



RUBBER DISCHARGE CHUTE
The commercial-style rubber discharge chute flexes so you can get a close trim without busting up your landscaping or your ride.



FULL-THROTTLE TRACTION
Massive 22" rear tires feature aggressive treads meant to bring Mother Nature to her knees.

	<div>TITAN® MR 4800 MyRIDE® 76440TA</div> <div>NEW!</div>	<div>TITAN® MR 5400 MyRIDE® 76550TA</div> <div>NEW!</div>	<div>TITAN® MR 6000 MyRIDE® 76660TA</div> <div>NEW!</div>
DECK SIZE	122 cm / 48"	137 cm / 54"	152 cm / 60"
DECK MATERIAL	10-ga. IronForged® Fab. & Bull Nose		
ENGINE	24 hp Kawasaki® FR730V		
HEIGHT OF CUT	3.8 – 12.7 cm		
FUEL CAPACITY	18.9 Litres		
GROUND SPEED	Up to 13.6 km/h - Forward		
TRANSMISSION SPEED	Dual Hydrostatic HG-2800		
SEAT	50.8 cm Gaming Style		
WARRANTY**	3-Year, Unlimited Hour Residential or 3-Year 300 Hour^^ Commercial		

^^ whichever occurs first
** For full warranty terms and conditions, please refer to the operator's manual on www.toro.com or contact your local Toro dealer

CUSTOMISE YOUR MOWER



RECYCLER® MULCH KIT

The Toro Recycler mulching system creates your own natural fertiliser. This patented system cuts grass clippings 6-8 times turning them into a fine nutrient-rich mulch to feed your lawn all season. The secret lies in the unique 'kickers' and baffles that direct clippings back into the blades to be re-cut before being released into your lawn.



LIGHT KIT

Gives you the option to mow your grass in low light conditions.



DECK MAINTENANCE JACK & JACK MOUNTING KIT

Helps lift up the mower deck for easy maintenance.



TORO ROLLOVER PROTECTION SYSTEM KIT

Toro ROPS rollover protection system kit and the use of an accompanying seatbelt can prevent an operator from being thrown from a machine or pinned under the mower should it overturn. There is no rollover protection when the roll bar is in the down position. Do not wear the seat belt when the roll bar is in the down position.



DELUXE SEAT KIT

When you're mowing for an extended period, there's no substitute for a good seat. The deluxe seat offers premium support during longer mowing sessions.



SUNSHADE

Keep cool and dry while you mow. The Toro sunshade increases operator comfort by shielding you from the elements.
(Fits most TimeCutter mowers)



SEAT & PRODUCT COVERS

Provides protection to the seats and machine from weathering and damage. The seat cover is held firmly in place with an elastic cord and made with polyester, water-resistant fabric.



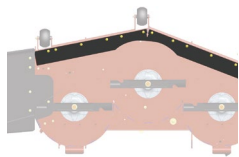
TWIN BAGGER

Attaches easily and is great for cleaning up grass clippings and leaves.
(Includes Mounting Kit and Weight Kit.)



TOW-BEHIND DUMP CART

Transporting material is easy with this heavy-duty poly bed large dump cart.



BAGGER ENHANCEMENT KIT

Prevents the grass clippings to go out through the front of the deck. It enhances bagging performance in extreme conditions.



ARMREST KIT

Adjustable armrests improve operator productivity by reducing fatigue.



ASSIST BAR & STEP KIT

Help the operator to get on and off the mower more steadily.
(For TimeCutter SS and MX models only)



FOOT ASSIST HEIGHT OF CUT SYSTEM

Allows you to quickly and easily raise the mowing deck while mowing to avoid scalping and can also be used to lift the mowing deck while changing height of cut positions.



ANTI-VIBRATION FLOOR MAT

This rubber floor mat is a great addition to your TimeCutter® mower. Reduce vibration and dampens deck noise during mowing.

FINANCE

Purchasing Toro products is easy and affordable with special Toro finance promotions available through your participating authorised Toro independent dealer.

	eTIMECUTTER™		
	eMR4275 75642		
KEY FEATURES	MyRIDE®, High Back, Comfort Seat, Fabricated Deck, LED Headlights		
CUTTING WIDTH	107 cm		
DECK CONSTRUCTION	Fabricated		
MOTOR	2x 60V Brushless		
BATTERY	4x Toro 10Ah 60V Batteries Included		
CHARGER	Toro 60V 6-Pod Charger Included		
MAXIMUM AREA CUT+ WITH ONE CHARGE	Battery	Watt Hours	Max Area Cut*
	4x 10.0 Ah (L540)	2160	up to 7,500 m ²
GROUND SPEED	11 km/h		
CHARGE TIME	228 min		
HEIGHT OF CUT	3.8 – 11.4 cm		
GRASSBAG CAPACITY	227 L Grassbag Capacity (Optional)		
TURNING RADIUS	Zero-Turn		
WEIGHT	250 kg		
TYRE DIMENSIONS	Front: 28 cm x 10 cm Smooth Rear: 46 cm x 19 cm - 20 cm		
WARRANTY RESIDENTIAL **	3-Year Coverage		

ARMRESTS	Optional
ANTI-SCALP ROLLERS	Standard
HITCH KIT	N/A
RECYCLER®	Standard
LED LIGHTS	Standard
USB CHARGER	Standard
HOURLY METER	Standard, Digital
SEAT - BACK HEIGHT	40.6 cm
SEAT ADJUSTMENT	Tools Required
ANTI-VIBRATION MAT	Optional
KIT - TWIN BAGGER	Optional Bagger Kit
DECK LIFT	Hand-lift Standard, Foot-lift Optional

	TIMECUTTER®		
	MX 3400 75730TA	SS 4225 75752TA	MX 4225 75766TA
DECK SIZE	86 cm / 34"	107 cm / 42"	107 cm / 42"
DECK MATERIAL	Fabricated Deck	Stamped Deck	Fabricated Deck
ENGINE	18 hp Kawasaki® V-Twin	22 hp Kohler® V-Twin	23 hp Kawasaki® V-Twin
MYRIDE® SUSPENSION SYSTEM	-	-	-
SMART SPEED®	✓	✓	✓
TRANSMISSION	Dual Hydrostatic	Dual Hydrostatic	Dual Hydrostatic
HEIGHT OF CUT	3.8 cm - 11.4 cm	3.8 cm - 11.4 cm	3.8 cm - 11.4 cm
GROUND SPEED	11.3 km/h	11.3 km/h	11.3 km/h
FUEL TANK CAPACITY	11.4 Litres	11.4 Litres	11.4 Litres
TYRE DIMENSIONS FRONT REAR	28 cm x 10.2 cm 45.7 cm x 15.2 cm	28cm x 10.2 cm 45.7 cm x 19.0 cm	28 cm x 10.2 cm 45.7 cm x 19.0 cm
WARRANTY RESIDENTIAL **	3-Year Coverage	3-Year Coverage	3-Year Coverage

ARMRESTS	Optional	Optional	Optional
ANTI-SCALP ROLLERS	Standard	Standard	Standard
HITCH KIT	Standard	Standard	Standard
RECYCLER®	Optional	Optional	Optional
WASHOUT PORT	Standard	Standard	Standard
LED HEADLIGHTS	Optional	Optional	Optional
SEAT	40.6 cm Contoured	40.6 cm Contoured	40.6 cm Contoured
ANTI-VIBRATION MAT	Optional	Optional	Optional
KIT - TWIN BAGGER	Optional	Optional	Optional
DECK LIFT	Hand-lift Standard, Foot-lift Optional	Hand-lift Standard, Foot-lift Optional	Hand-lift Standard, Foot-lift Optional

* Based on low speed in controlled laboratory testing of product. Run time varies with load.
** For full warranty terms and conditions, please refer to the operator's manual on www.toro.com

* Based on low speed in controlled laboratory testing of product. Run time varies with load.
** For full warranty terms and conditions, please refer to the operator's manual on www.toro.com

	TIMECUTTER® <div>NEW!</div>			
	MR 4275 MYRIDE® 75758TA	MX 5000 75750TA	MR 5075 MYRIDE® 75761TA	MX 5400 77520TA
DECK SIZE	107 cm / 42"	127 cm / 50"	127 cm / 50"	137 cm / 54"
DECK MATERIAL	Fabricated Deck	Fabricated Deck	Fabricated Deck	Fabricated Deck
ENGINE	22 hp Kohler® V-Twin	23 hp* Kawasaki®i	24 hp Kohler® V-Twin	23 hp Kawasaki®
MYRIDE® SUSPENSION SYSTEM	✓	-	✓	-
SMART SPEED®	✓	✓	✓	-
TRANSMISSION	Dual Hydrostatic HG ZT2100	Dual Hydrostatic HG ZT2100	Dual Hydrostatic HG ZT2200	Dual Hydrostatic HG ZT2200
HEIGHT OF CUT	3.8 cm - 11.4 cm	3.8 cm - 11.4 cm	3.8 cm - 11.4 cm	3.8 cm - 12.7 cm
GROUND SPEED	11.3 km/h	11.3 km/h	11.3 km/h	11.3 km/h
FUEL TANK CAPACITY	11.4 Litres	11.4 Litres	11.4 Litres	18.9 Litres
TYRE DIMENSIONS FRONT REAR	28cm x 10.2 cm 45.7 cm x 19.0 cm	28 cm x 16.5 cm 45.7 cm x 24.1 cm	28 cm x 16.5 cm 45.7 cm x 24.1 cm	30.5 cm x 16.5 cm 50.8 cm x 25.4 cm
WARRANTY RESIDENTIAL **	3-Year Coverage	3-Year Coverage	3-Year Coverage	3-Year Coverage

ARMRESTS	Standard	Standard	Standard	Optional
ANTI-SCALP ROLLERS	Standard	Standard	Standard	Standard
HITCH KIT	Standard	Standard	Standard	Standard
RECYCLER®	Optional	Optional	Optional	Optional
WASHOUT PORT	Standard	Standard	Standard	Standard
LED HEADLIGHTS	Optional	Optional	Optional	Optional
SEAT	45.7 cm Contoured High Back w/ Armrests	45.7 cm Contoured High Back w/ Armrests	45.7 cm Contoured High Back w/ Armrests	48 cm Gaming Style
ANTI-VIBRATION MAT	Optional	Optional	Optional	Optional
KIT - TWIN BAGGER	Optional	Optional	Optional	Optional
DECK LIFT	Hand-lift Standard, Foot-lift Optional	Hand-lift Standard, Foot-lift Standard	Hand-lift Standard, Foot-lift Standard	Hand-lift Standard, Foot-lift Standard

	NEW! MR 4800 MYRIDE® 76440TA	TITAN® MR 5400 MYRIDE® 76550TA	NEW! MR 6000 MyRIDE® 76660TA
DECK SIZE	121.9 cm / 48"	137.2 cm / 54"	152.4 cm / 60"
DECK MATERIAL	Fabricated Deck	Fabricated Deck	Fabricated Deck
ENGINE	24 hp Kawasaki®	24 hp Kawasaki®	24 hp Kawasaki®i
MYRIDE® SUSPENSION SYSTEM	✓	✓	✓
BLADE TIP SPEED	5,763 m/min	5,763 m/min	5,763 m/min
TRANSMISSION	Dual Hydrostatic HG-2800	Dual Hydrostatic HG-2800	Dual Hydrostatic HG-2800
HEIGHT OF CUT	3.8 cm - 12.7 cm	3.8 cm - 12.7 cm	3.8 cm - 12.7 cm
GROUND SPEED	13.6 km/h	13.6 km/h	13.6 km/h
FUEL TANK CAPACITY	18.9 Litres	18.9 Litres	18.9 Litres
TYRE DIMENSIONS FRONT REAR	33.0 cm x 16.5 cm 56 cm x 28 cm	33.0 cm x 16.5 cm 56 cm x 28 cm	33.0 cm x 16.5 cm 56 cm x 28 cm
WARRANTY RESIDENTIAL **	3-Year Coverage	3-Year Coverage	3-Year Coverage

ARMRESTS	Standard	Standard	Standard
ANTI-SCALP ROLLERS	Standard	Standard	Standard
HITCH KIT	Standard	Standard	Standard
RECYCLER®	Optional	Optional	Optional
LED HEADLIGHTS	Optional	Optional	Optional
SEAT	50.8 cm Gaming Style	50.8 cm Gaming Style	50.8 cm Gaming Style
ANTI-VIBRATION MAT	Standard	Standard	Standard
KIT - TWIN BAGGER	Optional	Optional	Optional
DECK LIFT	Foot-lift Standard	Foot-lift Standard	Foot-lift Standard

*23 HP at 3,600 RPM SAE J1940 and SAE J2723, as rated by Kawasaki® as configured to meet safety, emission and operating requirements, the actual engine horsepower on this mower may be significantly different.

** For full warranty terms and conditions, please refer to the operator's manual on www.toro.com

** For full warranty terms and conditions, please refer to the operator's manual on www.toro.com



Every product that carries the Toro® brand is backed by over 100 years of history, innovation and timeless dependability. We never stop investing in research and development to give our customers the latest features. That's why Toro is one of the best-known, most trusted brands in the business. We also stand behind our products with a national network of knowledgeable dealers for parts and service support.

The Brand Professionals Trust.



Count on it.



toro.com.au

©2025 The Toro Company.
All Rights Reserved.

IND-SI-RLCZTM0525

Products depicted in this literature are for demonstration purposes only. Actual products offered for sale may vary in use, design, required attachments and safety features. We reserve the right to improve our products and make changes in specifications, designs, and standard equipment without notice and without incurring obligation. The gross horsepower of the engines have been laboratory rated by the various engine manufacturers. As configured to meet safety, emission and operating requirements, the actual engine horsepower on this class may be significantly lower.

Many of the products you will find in certified Toro dealers' stores come with a warranty or guarantee from The Toro Company. In addition, our goods come with guarantees that cannot be excluded under the Australian Consumer Law. You are entitled to a replacement or refund for a major failure and for compensation for any other reasonably foreseeable loss or damage. You are also entitled to have the goods repaired or replaced if the goods fail to be of acceptable quality and the failure does not amount to a major failure. Full details of your consumer rights may be found at www.consumerlaw.gov.au

Follow @ToroAustralia on

